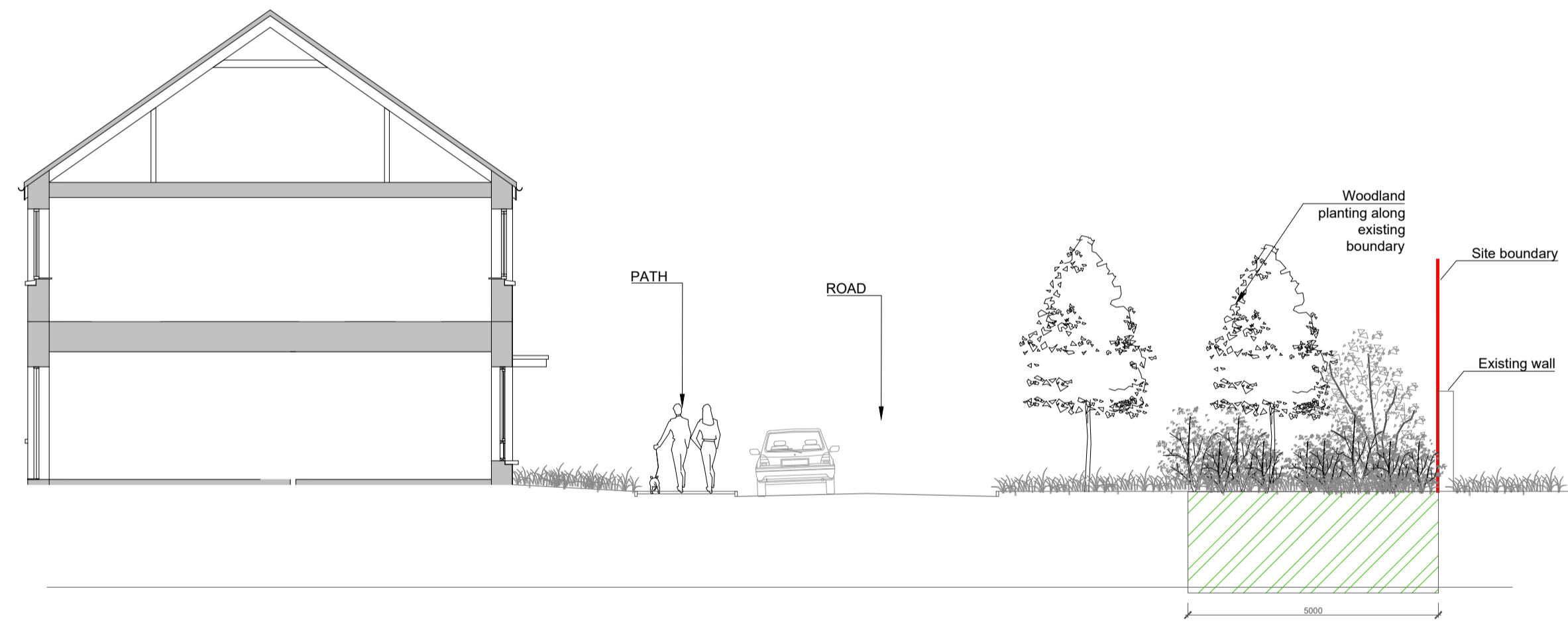
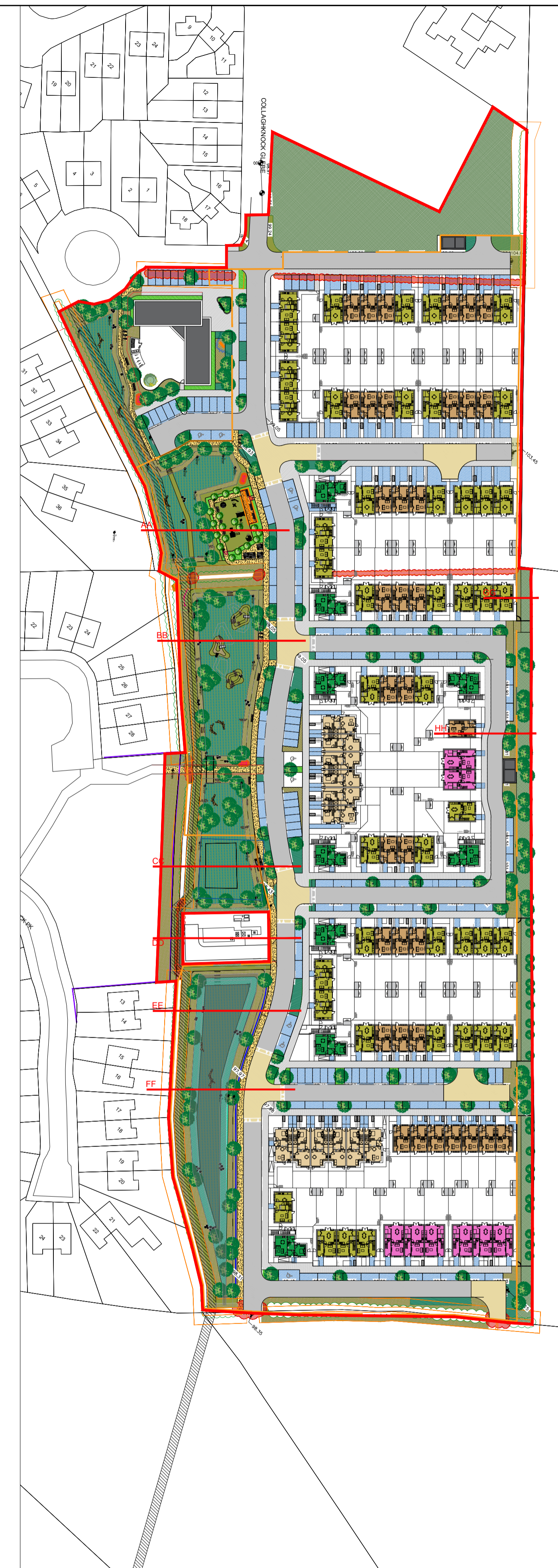



Section GG - 1/100 @A1



Section HH - 1/100 @A1



NOTES:
All dimensions are in millimeters unless otherwise stated and shall be checked and confirmed by the contractor on site. Any discrepancies shall be immediately reported to the landscape architects. Work to figured dimensions only - Do not scale from drawing. Do Not Scale. Use Figured Dimensions Only. Not for Construction Purposes unless Specifically Marked. © This Drawing is Copyright of Mitchell + Associates.
www.mitchell.ie info@mitchell.ie +353 1 454 5066



REV	DESCRIPTION	DATE
01	Issue for planning	22/03/2024

REV	DESCRIPTION	DATE
-----	-------------	------

Mitchell + Associates

PROJECT TITLE:
Social Housing Bundle 4 & 5
CLIENT:
NDA

DRAWING NAME:
Coolaghknock Glebe
Eastern boundary treatment
DRAWING NUMBER:
202

JOB NUMBER:
LSO003
STATUS:
PLANNING

DRAWN:
CF
CHECKED:
FP
SCALE:
1:100 @ A1